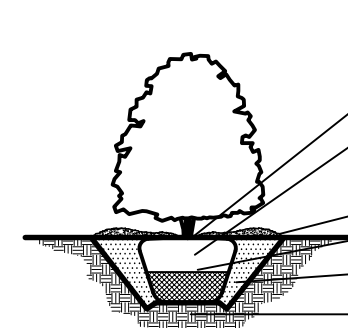


LOCATE ALL UNDERGROUND UTILITIES PRIOR TO DIGGING. SHRUB PIT WIDTH TO BE TWO TIMES THE WIDTH OF THE ROOT BALL. PRUNE OFF ALL DEAD, BROKEN OR SCARRED BRANCHES, AND SHAPE PRUNE AS DIRECTED BY THE LANDSCAPE ARCHITECT. LOCATE ROOT FLARE IN ROOT BALL AND SET SHRUB HEIGHT SO THAT ROOT FLARE IS FLUSH OR SLIGHTLY HIGHER THAN FINISH GRADE DEPENDING ON EXISTING SOIL CONDITIONS. WATER IN THE PLANTING MIX THOROUGHLY, WHILE KEEPING THE SHRUB PLUMB. STRAIGHTEN SHRUB IF SETTLING OCCURS. MULCH LIMITS FOR SHRUBS TO EXTEND TO ALL EDGES OF PLANTING BEDS, SEE PLANS FOR BED LAYOUTS.

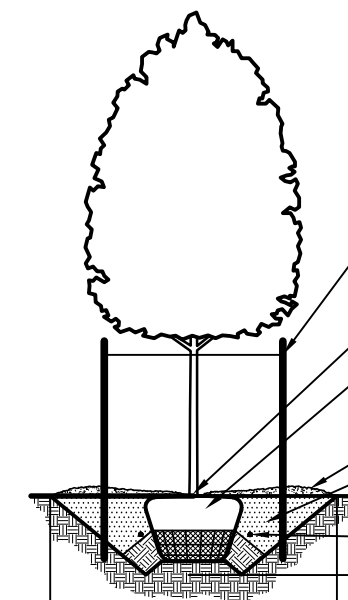


- KEEP MULCH OFF OF THE ROOT FLARE.
- TREATED OR NYLON TWINE AROUND TRUNK SHALL BE REMOVED. ANY PLASTIC WRAP AROUND THE ROOTBALL REMOVED.
- MULCH 3" DEEP. TYPE PER SPECIFICATIONS.
- ROOT BALL
- PREPARED BACKFILL OF 85% EXISTING SOIL & 15% PEAT OR COMPOST
- SET ROOT BALL ON UNEXCAVATED OR TAMPED SOIL.
- SLICE, CUT, OR SEPARATE EXTERIOR ROOTS ON ROOT-BOUND CONTAINER PLANTS TO PROMOTE ROOT GROWTH.

#### 1 SHRUB PLANTING DETAIL

NOT TO SCALE

LOCATE ALL UNDERGROUND UTILITIES PRIOR TO DIGGING. TREE PIT WIDTH TO BE TWO TIMES THE WIDTH OF THE ROOT BALL. PRUNE OFF ALL DEAD, BROKEN OR SCARRED BRANCHES, AND SHAPE PRUNE AS DIRECTED BY THE LANDSCAPE ARCHITECT. LOCATE ROOT FLARE IN ROOT BALL AND SET TREE HEIGHT SO THAT ROOT FLARE IS FLUSH OR SLIGHTLY HIGHER THAN FINISH GRADE DEPENDING ON EXISTING SOIL CONDITIONS. WATER IN THE PLANTING MIX THOROUGHLY, WHILE KEEPING THE TREE PLUMB. STRAIGHTEN TREE IF SETTLING OCCURS.




- NOTE: STAKING OF DECIDUOUS TREES NOT REQUIRED UNLESS TREE WILL NOT STAY PLUMB
- 3 METAL STAKES INSERTED DOWN INTO EXISTING SOIL. TREE TO BE TIED WITH TREE TIE WEBBING (GREEN).
- KEEP MULCH OFF OF THE ROOT FLARE OF TREE.
- TREATED OR NYLON TWINE AROUND TRUNK SHALL BE REMOVED. ANY PLASTIC WRAP AROUND THE ROOTBALL REMOVED.
- MULCH 3" DEEP. TYPE PER SPECIFICATIONS.
- PREPARED BACKFILL OF 85% EXISTING SOIL & 15% PEAT OR COMPOST
- FERTILIZER PELLETS - 2 YEAR RELEASE
- SET ROOT BALL ON UNEXCAVATED OR TAMPED SOIL.
- SLICE, CUT, OR SEPARATE EXTERIOR ROOTS ON ROOT-BOUND CONTAINER PLANTS TO PROMOTE ROOT GROWTH.

#### 2 DECIDUOUS & EVERGREEN TREE PLANTING DETAIL


NOT TO SCALE

LOCATE ALL UNDERGROUND UTILITIES PRIOR TO DIGGING. AMEND PLANTING BED SOIL WITH COMPOST PRIOR TO PLANT INSTALLATION. BED HEIGHT IS TO BE 2" ABOVE FINISH GRADE AND WELL DRAINED. MULCH LIMITS FOR PERENNIAL AND GROUNDCOVER BEDS TO EXTEND TO ALL EDGES OF THE BEDS, SEE PLANS FOR BED LAYOUTS.



- ALL BED PLANTINGS SHALL BE INSTALLED WITH PLANTS OFFSET IN A TRIANGULAR FASHION.
- TYPICAL SPACING, AS SPECIFIED IN THE PLANT LIST. PERENNIALS SHALL BE PLACED WITH THEIR CENTERS NO CLOSER THAN 12" FROM EDGE OF BED. GROUNDCOVERS SHALL BE PLACED WITH THEIR CENTERS NO CLOSER THAN 6" FROM EDGE OF BED.

#### PLAN VIEW



- MULCH, 2" DEPTH AROUND PERENNIALS, GRASSES, AND GROUNDCOVERS.
- MIN. 3" COMPOST ROTOTILLED INTO SOIL TO A MIN. DEPTH OF 6". DO NOT COMPACT UNNECESSARILY AFTER PLANTING.

#### SECTION

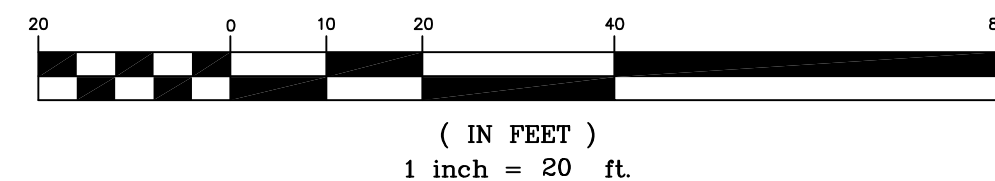
- SLICE, CUT, OR SEPARATE EXTERIOR ROOTS ON ROOT-BOUND CONTAINER PLANTS TO PROMOTE ROOT GROWTH.

#### 3 PERENNIAL, GROUNDCOVER, AND ANNUAL PLANTING DETAIL

NOT TO SCALE



#### GRAPHIC SCALE



HOLEY MOLEY SAYS  
"DIG SAFELY"



"IT'S THE LAW"  
CALL 2 WORKING DAYS BEFORE YOU DIG  
1-800-382-5544  
CALL YOUR TREE  
PER INDIANA STATE LAW IC8-1-26,  
IT IS AGAINST THE LAW TO EXCAVATE  
WITHOUT NOTIFYING THE UNDERGROUND  
LOCATION SERVICE TWO (2) WORKING  
DAYS BEFORE COMMENCING WORK.


This Drawing and Design is the Property of Hubinger Landscaping Corp. and is not to be reproduced or used without the permission of Hubinger Landscaping Corp.

#### Notes:

Stand alone trees and Landscape Areas to have Shredded Hardwood Bark Mulch 3" Deep w/ Pre-emergent herbicide and have spade dug edge.

All disturbed lawn areas to be restored w/ 4" of topsoil, Seed w/ HLC Sunny Mix or approved equal w/ DS-75 Erosion Control Blanket.

Starter fertilizer to be applied at installation and post fertilizer application applied 30-45 days later with a minimum of 1# of Nitrogen per 1000 SF and 50% being slow release.



	SITE CHANGES	4-29-25
	Revisions:	Date

**HUBINGER**  
Landscaping  
Corp.

210 East 113th Avenue  
Crown Point, Indiana  
Phone: 219-662-9911  
www.hubingers.com

ANYTIME FITNESS  
LOWELL, IN

Drawn By:	LBK/SAS	L1.0
Date:	11/25/24	
Scale:	1:20	

PLANT LIST			
Symbol	Botanical Name	Common Name	Size
<b>Trees</b>			
AGAB	Amelanchier x grandiflora 'Autumn Brilliance'	Autumn Brilliance Serviceberry	5-6'
HV	Hamamelis vernalis	Spring Witch Hazel	4-5'
LTEC	Liriodendron tulipifera 'Emerald City'	Emerald City Tulip Tree	2"
PHL	Pinus heldreichii var. leucodermis	Bosnian Pine	5-6'
QRB	Quercus robur x bicolor 'Nadler'	Kindred Spirit Oak	2"
SRIS	Syringa reticulata 'Ivory Silk'	Ivory Silk Lilac	2"
TCG	Tilia cordata 'Glenleven'	Glenleven Linden	2"
<b>Shrubs</b>			
HPR	Hydrangea paniculata 'Rensun'	Strawberry Sundae Hydrangea	#3
JCDF	Juniperus chinensis 'Daubs Frosted'	Daubs Frosted Juniper	#3
<b>Perennial</b>			
NCM	Nepeta x faassenii 'Cat's Meow'	Cat's Meow Catmint	#1
RFV	Rudbeckia fulgida 'Viettes Little Suzy'	Viettes Little Suzy Black-eyed Susan	#1